


Bicycle Parts

CATALOG NO. 17




SAKAE SAKAE SAKAE SAKAE SAKAE SAKAE SAKAE SAKAE SAKAE SAKAE



 SAKAE RINGYO CO.,LTD.

CONTENTS

EXTRA SUPER LIGHT GROUP	3-4
SUPER LIGHT GROUP	5-6
TRACK RACING GROUP	7-8
CHAIN WHEELS	11-20
CHAIN GUARDS	21-22
HANDLE BAR BENDS	23-26
MOTOCROSS HANDLES	27
HANDLE STEMS	28-33
SPECIAL TOOLS	34
SEAT PILLARS	35-36
SMALL PARTS	37-38
CRANK SETS	38
SAKAE BICYCLE PARTS PACKAGE	38
SAKAE BICYCLE PARTS LIST	38





SAKAE BICYCLE PARTS PACKAGE
D BOX

Extra Super Light Group

Extra machinings are performed individually to maintain super extra light weight. Bolts are made of Titanium in order to reduce the weight.

CHAINWHEEL

Model RY-5ESL

ROYAL-5ESL

Forged 14S Super Duralumin cranks and Cold Rolled 14S Super Duralumin Chainrings, fastening screw and nut are made of Titanium in order to reduce the weight.

Crank : length 165mm(6½") or 170mm(6¾")

Thread BC $\frac{9}{16}$ " \times 20T or M14 \times P1.25

Chainring : size $\frac{1}{2}$ " \times $\frac{3}{32}$ "(2mm)

teeth 42 to 54T

(Standard teeth 52T \times 42T)

Weight : 545g(19.1 oz)


Model RY-BBS-ESL


ROYAL BOTTOM BRACKET SET ESL

Titanium alloy spindle and fixing bolt. 14S Super Duralumin cups.

Thread 1.37" \times 24T or 35 \times P1

Weight : 175g(6.1 oz)





HANDLE STEM

Model **NRY-130ESL**
NRY-110ESL
NRY-90ESL
NRY-70ESL

NEW ROYAL-ESL STEMS

Forged 14S Super Duralumin stem.

Expander bolt and binder bolt are made of Titanium in order to reduce the weight.

Diam : 22.2mm

Model	Extension	Length	Weight
NRY-130ESL	130mm(5 1/8")	135mm(5 3/8")	225g(7.9 oz)
NRY-110ESL	110mm(4 3/8")	135mm(5 3/8")	210g(7.4 oz)
NRY-90ESL	90mm(3 1/2")	135mm(5 3/8")	195g(6.8 oz)
NRY-70ESL	70mm(2 3/4")	135mm(5 3/8")	180g(6.3 oz)

SEAT PILLAR

Model **NRY-P1ESL**
ROYAL-P1ESL

Forged 14S Super Duralumin pillar, bracket and supporter.

Adjuster bolt are made of Titanium in order to reduce the weight.

Saddle wire width : 45mm(1 3/4")

Pillar length : 195mm(7 11/16")

Diameter : 26.6, 26.8, 27.0, 27.2, 27.4mm

Weight : 190g(6.7 oz)

Super Light Group

HANDLEBAR BEND

Model **WS-SL**

WS-SLB (center tube Black)

WORLD CUSTOM SL

Made of light alloy.

Bar center 135mm(5 $\frac{5}{16}$ ") double tube.

Drilled holes.

Diam : 23.8mm($\frac{15}{16}$ ")

Dropped : 130mm(5 $\frac{1}{8}$ ")

Width : 390mm(15 $\frac{3}{8}$ ")

Reach : 96mm(3 $\frac{13}{16}$ ")

Weight : 300g(10.6 oz)

HANDLE STEM

Model **NRV-130SL**, **NRV-130SLB**(Black)

NRV-110SL, **NRV-110SLB**(Black)

NRV-90SL, **NRV-90SLB**(Black)

NRV-70SL, **NRV-70SLB**(Black)

NEW ROYAL-SL STEMS

Forged 14S Super Duralumin Stem.

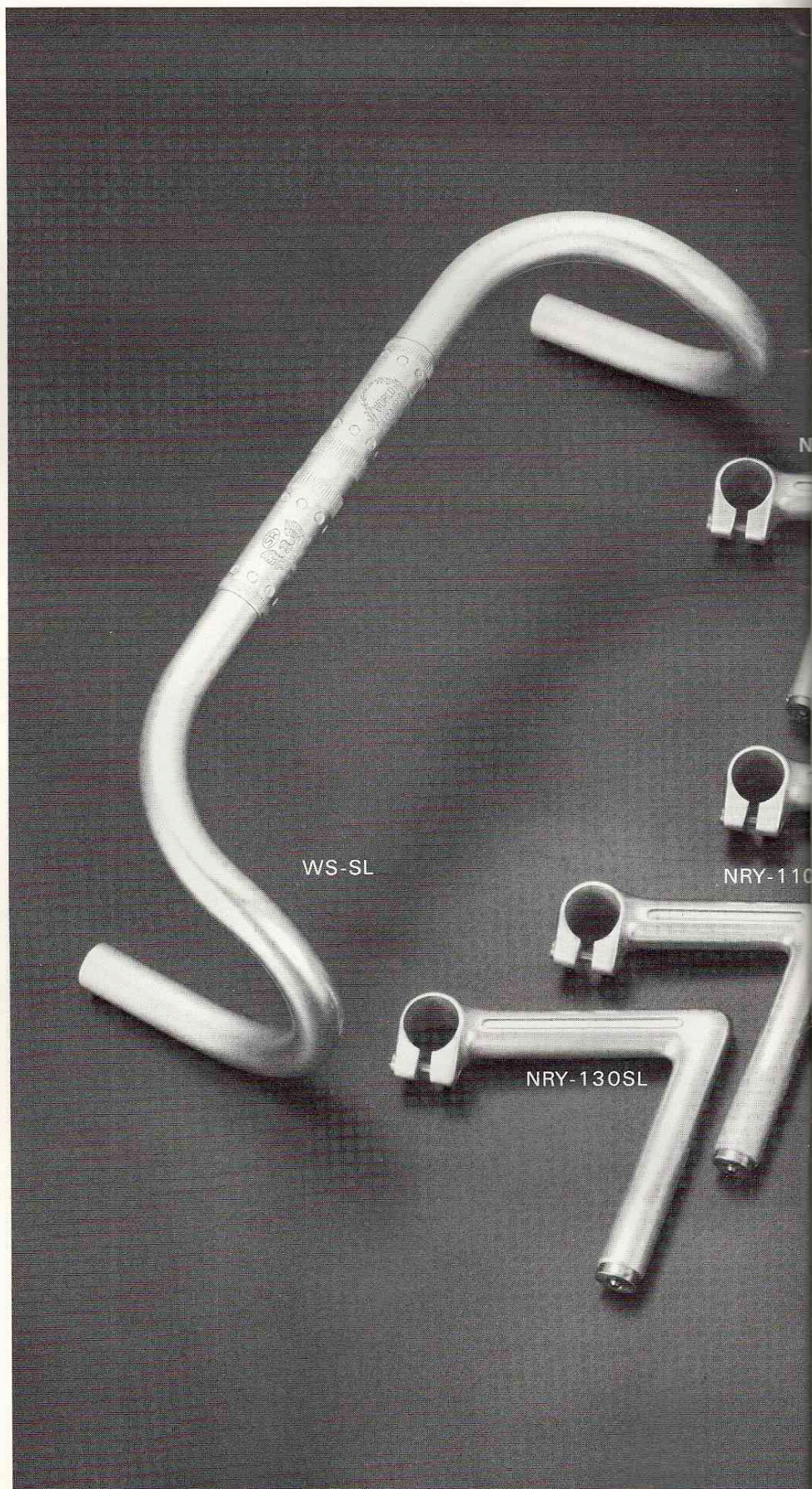
Milled to reduce the weight.


High-tension steel 6mm expande bolt and binder

bolt. Soket 5mm hex.

Diam : 22.2mm

Model	Extension	Length	Weight
NRV-130SL	130mm(5 $\frac{1}{8}$ ")	135mm(5 $\frac{3}{8}$ ")	275g(9.6 oz)
NRV-110SL	110mm(4 $\frac{3}{8}$ ")	135mm(5 $\frac{3}{8}$ ")	255g(8.9 oz)
NRV-90SL	90mm(3 $\frac{1}{2}$ ")	135mm(5 $\frac{3}{8}$ ")	235g(8.2 oz)
NRV-70SL	70mm(2 $\frac{3}{4}$ ")	135mm(5 $\frac{3}{8}$ ")	215g(7.5 oz)





CHAINWHEEL

Model **RY-5SL**

RY-5SLB (Black)

RY-BBS (Bottom Bracket set)

ROYAL-5SL

Forged 14S Super Duralumin cranks and Cold Rolled 14S Super Duralumin chainrings 5-pin detachable double chainrings.

Drilled holes to reduce the weight.

Crank : length 165mm(6½") or 170mm(6¾")

Thread BC $\frac{9}{16}$ " × 20T or M14 × P1.25

Chainring : size ½" × ⅜" (2mm)

teeth 42 to 54T

(standard teeth 52T × 42T)

Interchangeable with CAMPAGNOLO

Weight : Crank set 595g(20.8 oz)

Bottom bracket set 300g(10.5 oz)

Available with light alloy chain-guard if requested.

Model No. CG-101.

SEAT PILLAR

Model **RY-P1SL**

RY-P1SLB (Black)

ROYAL-P1SL

Forged 14S Super Duralumin pillar, bracket and supporter.

Milled pillar to reduce the weight.

Saddle wire width : 45mm(1¾")

Pillar length : 195mm(7⅞")

Diameter : 26.6, 27.0, 27.2mm

Weight : 275g(9.6 oz)

Track Racing Group

HANDLEBAR BEND

Model **NRC**
NEW RACER

Made of high-tension steel. Bar center 40mm (1 5/8") outer butted tube.

Diam : 24.0mm

Model	Dropped	Width	Reach	Weight
NRC-375	180mm(7")	375mm(14 3/4")	120mm(4 3/4")	570g(20 oz)

CHAINWHEEL

Model **RY-S5**
RY-BBS (Bottom Bracket set)
ROYAL-S5

Forged 14S Super Duralumin cranks and Cold Rolled 14S Super Duralumin chainrings. 5-pin detachable single chainring.


Crank : length 165mm(6 1/2") or 170mm(6 3/4")

Thread BC 9/16" x 20T or M14 x P1.25

Chainring : size 1/2" x 3/32" (2mm) or 1/8" (3mm)
teeth 42 to 54T

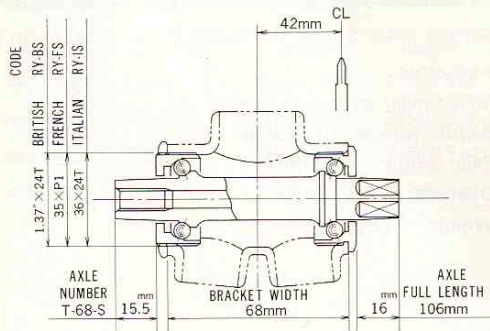
Weight : Crank set (48T) 535g(18.7 oz)


Bottom bracket set 290g(10.2 oz)



NRC

RY-S5





SEAT PILLAR

Model RY-P1
ROYAL-P1

Forged 14S Super Duralumin pillar, bracket and supporter.

Saddle wire width : 45mm(1 $\frac{3}{4}$ ")

Pillar length : 195mm(7 $\frac{5}{16}$ ")

Diameter : 26.6, 26.8, 27.0, 27.2

Weight : 310g(11.2 oz)

HANDLE STEM

Model VT
VITESSE STEMS

Made of high-tension steel.

Internally bored to reduce the weight.

extension angle 72°, 65° and 58°

Diam : 22.2mm($\frac{7}{8}$ ")

Model	Angle	Extension	Weight
VT1-140	72°	140mm(5 $\frac{1}{2}$ ")	395g(13.8 oz)
-130	"	130mm(5 $\frac{1}{8}$ ")	385g(13.5 oz)
-120	"	120mm(4 $\frac{3}{4}$ ")	375g(13.1 oz)
-110	"	110mm(4 $\frac{3}{8}$ ")	365g(12.8 oz)
-100	"	100mm(4")	355g(12.4 oz)
-90	"	90mm(3 $\frac{1}{2}$ ")	345g(12.1 oz)
-80	"	80mm(3 $\frac{1}{8}$ ")	335g(11.7 oz)
-70	"	70mm(2 $\frac{3}{4}$ ")	325g(11.4 oz)
VT2-140	65°	140mm(5 $\frac{1}{2}$ ")	395g(13.8 oz)
-130	"	130mm(5 $\frac{1}{8}$ ")	385g(13.5 oz)
-120	"	120mm(4 $\frac{3}{4}$ ")	375g(13.1 oz)
-110	"	110mm(4 $\frac{3}{8}$ ")	365g(12.8 oz)
-100	"	100mm(4")	355g(12.4 oz)
-90	"	90mm(3 $\frac{1}{2}$ ")	345g(12.1 oz)
VT3-140	58°	140mm(5 $\frac{1}{2}$ ")	395g(13.8 oz)
-130	"	130mm(5 $\frac{1}{8}$ ")	385g(13.5 oz)
-120	"	120mm(4 $\frac{3}{4}$ ")	375g(13.1 oz)
-110	"	110mm(4 $\frac{3}{8}$ ")	365g(12.8 oz)
-100	"	100mm(4")	355g(12.4 oz)
-90	"	90mm(3 $\frac{1}{2}$ ")	345g(12.1 oz)

Chain Wheels

Model RY-5 ROYAL-5

Forged 14S Super Duralumin cranks and Cold Rolled 14S Super Duralumin chainrings. 5-pin detachable double chainrings. Crank and arm are forged into one piece. Grooved cotterless.

Crank : length 165mm(6½") or 170mm(6¾")

Thread BC $\frac{9}{16}$ " \times 20T or M14 \times P1.25

Chainring : size $\frac{1}{2}$ " \times $\frac{3}{32}$ "(2mm)

teeth 42 to 54teeth.


(standard teeth 52T \times 42T)

Interchangeable with CAMPAGNOLO.

Weight : Crank set 625g(21.9 oz)

Bottom bracket set 300g(10.5 oz)

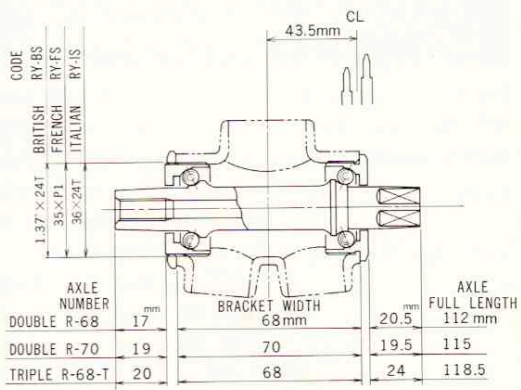
Available with light alloy chain-guard if requested
Model No. CG-101.





**Model RY-BBS
ROYAL BOTTOM
BRACKET SET**

Made of Chromium Molybdenum Steel.
Weight : 300g(10.5 oz)



Chain Wheels

Model SAX-5RG SUPER APEX-5RG

One piece forged 14S Super Duralumin cranks and arm. Cotterless type. Cold Rolled 14S Super Duralumin Chainrings. 5-pin detachable double or triple chainrings.

Crank : length 170mm(6 3/4")

Thread BC9/16"×20T or M14×P1.25

Chainring : Size 1/2"×3/8"(2mm)

Outer 48 to 54 teeth.


Inner 36, 39, 40, 42 to 48 teeth.

Interchangeable with SAKAE AX-5RG I . II

Weight : Crank set (52T×40T) 615g(21.5 oz)

Available with lighth alloy chain-guard if requested.

Model No. CG-103, CG-111.




SUPER APEX BOTTOM BRACKET SET

	Bracket Width	AXLE Number	Left	Center	Right	Full length	Chain line	
							SAX-5RG	SAX-5TG SAX-3TG
DOUBLE	68	D-3P	32.0mm	52mm	35.0mm	119.0mm	43.5mm	44.5mm
TRIPLE	"	D-3SS	"	"	37.5	121.5	42.5	43.0
DOUBLE	70	D-5P	30.5	55	33.5	119.0	43.5	44.5
TRIPLE	"	D-5SP	"	"	37.5	123.0	44.0	44.5




Square Slope : 2" Weight : 315g(11 oz)


CUP THREAD	CODE
1.37"×24T(BRITISH)	AX-BS
35×P1(FRENCH)	AX-FS
36×24T(ITALIAN)	AX-IS



SAX-5RG



SAX-5TG



SAX-3TG

**Model SAX-5TG
SUPER APEX-5TG**

One piece forged 14S Super Duralumin cranks and arm. Cotterless type. Cold Rolled 14S Super Duralumin Chainrings. 5-pin detachable double or triple chainrings.

Crank : length 170mm(6 $\frac{3}{4}$ ")

Thread BC $\frac{9}{16}$ " \times 20T or M14 \times P1.25

Chainring : Size $\frac{1}{2}$ " \times $\frac{3}{32}$ " (2mm)

Outer 48 to 54 teeth.

Inner 28, 32, 34, 36, 40, 42, 44 to 48 teeth.

Interchangeable with STRONGLIGHT 99.

Weight : Crank set (52T \times 40T) 600g(21 oz)

Available with light alloy chain-guard if requested.

Model No. CG-111.

**Model SAX-3TG
SUPER APEX-3TG**

One piece forged 14S Super Duralumin cranks and arm. Cotterless type. Cold Rolled 14S Super Duralumin chainrings. 3-pin detachable double or triple chainrings.

Crank : length 170mm(6 $\frac{3}{4}$ ")

Thread BC $\frac{9}{16}$ " \times 20T or M14 \times P1.25

Chainring : Size $\frac{1}{2}$ " \times $\frac{3}{32}$ " (2mm)

Outer 48 to 54 teeth.

Inner 28, 32, 34, 36, 40, 42, 44 to 48 teeth.

Interchangeable with SAKAE CUSTOM-3.

AX-3TG.

Weight : Crank set (52T \times 40T) 590g(20.7 oz)

Available with light alloy chain-guard if requested.

Model No. CG-102.

Chain Wheels

Model AX-5LASL APEX-5LASL

Forged 14S Super Duralumin cranks and mounted on five arm.

Cold Rolled 14S Super Duralumin chainrings. 5-pin detachable double chainrings. Cotterless type.

Drilled holes to reduce the weight.

Crank : length 165mm(6½") or 170mm(6¾")

Thread BC $\frac{9}{16}$ " × 20T or M14 × P1.25

Chainring : size ½" × $\frac{3}{32}$ " (2mm)

teeth 42 to 54T

(standard teeth 52T × 42T)

Interchangeable with SAKAE RY-5 and

CAMPAGNOLO.

Weight : Crank set 565g(19.8 oz)

Available with light alloy chainguard.

if requested. Model No. CG-101.



AX-5LASL

Model AX-5LA APEX-5LA

Forged 14S Super Duralumin cranks and mounted on five arm.

Cold Rolled 14S Super Duralumin chainrings. 5-pin detachable double chainrings. Cotterless type.

Crank : length 165mm(6½") or 170mm(6¾")

Thread BC $\frac{9}{16}$ " × 20T or M14 × P1.25

Chainring : size ½" × $\frac{3}{32}$ " (2mm)

teeth 42 to 54T

(standard teeth 52T × 42T)

Interchangeable with SAKAE RY-5 and

CAMPAGNOLO.

Weight : Crank set 590g(20.7 oz)

Available with light alloy Chainguard.

if requested. Model No. CG-101.



AX-5LA

APEX BOTTOM BRACKET SET

Bracket Width	AXLE Number	Left	Center	Right	Full length	Chain line AX-5LA AX-5MA
68	3P	42.5mm	52mm	45.5mm	140mm	42.0mm
"	3SS	"	"	48.0	142.5	44.5
"	3T	45.5	"	49.5	147.0	46.0
"	3U	"	"	51.0	148.5	47.5
70	5P	41.0	55	44.0	140.0	42.0
"	5SP	"	"	48.0	136.0	46.0
"	5SS	"	"	48.0	145.5	46.0
"	5T	45.5	"	49.5	150.0	47.5
"	5U	"	"	51.0	151.5	49.0



Square Slope : 2° Weight : 355g(12.4 oz)

CUP THREAD	CODE
1.37" × 24T(BRITISH)	AX-BS
35 × P1(FRENCH)	AX-FS
36 × 24T(ITALIAN)	AX-IS



AX-5MASL

**Model AX-5MASL
APEX-5MASL**

Forged 14S Super Duralumin cranks and mounted on five arm.

Cold Rolled 14S Super Duralumin chainrings. 5-pin detachable double chainrings. Cotterless type. Drilled holes to reduce the weight.

Crank : length 165mm(6½") or 170mm(6¾")

Thread BC $\frac{9}{16}$ " \times 20T or M14 \times P1.25

Chainring : size $\frac{1}{2}$ " \times $\frac{3}{32}$ "(2mm)

Outer 50, 52 teeth

Inner 39, 42 teeth

Interchangeable with SHIMANO DURA-ACE.

Weight : Crank set 590g(20.7 oz)



AX-5MA

**Model AX-5MA
APEX-5MA**

Forged 14S Super Duralumin cranks and mounted on five arm.

Cold Rolled 14S Super Duralumin chainrings. 5-pin detachable double chainrings. Cotterless type.

Crank : length 165mm(6½") or 170mm(6¾")

Thread BC $\frac{9}{16}$ " \times 20T or M14 \times P1.25

Chainring : size $\frac{1}{2}$ " \times $\frac{3}{32}$ "(2mm)

Outer 48, 50, 52 teeth

Inner 39, 40, 42, 44, 46, 47, 48 teeth

(standard teeth 52T \times 42T)

Interchangeable with SHIMANO DURA-ACE.

Weight : Crank set 610g(21.4 oz)

Available with light alloy chainguard.

if requested. Model No. CG-111.

Chain Wheels

Model AX-5RG II APEX-5RG II

Forged 14S Super Duralumin cranks and mounted on five arm.

Cold Rolled 14S Super Duralumin chainrings. 5-pin detachable double or triple chainrings.

Cotterless type.

Crank : length 165mm(6½") or 170mm(6¾")

Thread BC $\frac{9}{16}$ " \times 20T or M14 \times P1.25

Chainring : size ½" \times ¾" (2mm)

Outer 48 to 54 teeth

Inner 36, 39, 40 and 42 to 48

teeth

(standard teeth 52T \times 40T)

Interchangeable with SAKAE AX-5RG I.

Weight : Crank set 600g(21 oz)

Available with light alloy chainguard.

if requested. Model No. CG-111.



APEX BOTTOM BRACKET SET

Bracket Width	AXLE Number	Left	Center	Right	Full length	Chain line	
						AX-5RG AX-5SD	AX-3FA
68	3P	42.5mm	52mm	45.5mm	140.0mm	41.0mm	42.0mm
"	3SS	"	"	48.0	142.5	43.5	44.5
"	3T	45.5	"	49.5	147.0	45.0	46.0
"	3U	"	"	51.0	148.5	46.5	47.5
70	5P	41.0	55	44.0	140.0	41.0	42.0
"	5SP	"	"	48.0	136.0	45.0	46.0
"	5SS	"	"	48.0	145.5	45.0	46.0
"	5T	45.5	"	49.5	150.0	46.5	47.5
"	5U	"	"	51.0	151.5	48.0	49.0



Square Slope : 2° Weight : 355g(12.4 oz)

CUP THREAD	CODE
1.37" \times 24T(BRITISH)	AX-BS
35 \times P1(ERENCH)	AX-FS
36 \times 24T(ITALIAN)	AX-IS



APEX-3FA



APEX-5SD IIAH



APEX-5SD IIE

**Model AX-3FA
APEX-3FA**

Forged 14S Super Duralumin cranks and mounted on three arm.

Cold Rolled 14S Super Duralumin chainrings. 3-pin detachable double Chainrings. Cotterless type.

Crank : length 165mm(6½") or 170mm(6¾")

Thread BC $\frac{9}{16}$ " \times 20T or M14 \times P1.25

Chainring : size ½" \times ⅜"(2mm)

Outer 52 teeth

Inner 42 teeth

Interchangeable with FRENCH(BNA) Chainrings.

Weight : Crank set 610g(21.3 oz)

**Model AX-5SD IIAH
APEX-5SD IIAH**

Forged 14S Super Duralumin cranks and Cold Rolled 14S Super Duralumin double chainwheels. 5-pin Cotterless type.

Changeable only inner chainring.

Crank : length 165mm(6½") or 170mm(6¾")

Thread BC $\frac{9}{16}$ " \times 20T or M14 \times P1.25

Chainring : size ½" \times ⅜"(2mm)

Outer 48 to 54 teeth

Inner 36, 39, 40, and 42 to 48 teeth

(standard teeth 52T \times 40T)

Interchangeable with SAKAE AX-5RG II.

Weight : Crank set 595g(20.8 oz)

Available with light alloy chainguard.

if requested. Model No. CG-111.

**Model AX-5SD IIE
APEX-5SD IIE**

Forged 14S Super Duralumin cranks and Cold Rolled 14S Super Duralumin double chainwheels. 5-pin Cotterless type.

Changeable only inner chainring.

Crank : length 165mm(6½") or 170mm(6¾")

Thread BC $\frac{9}{16}$ " \times 20T or M14 \times P1.25

Chainring : size ½" \times ⅜"(2mm)

Outer 48 to 54 teeth

Inner 36, 39, 40 and 42 to 48 teeth

(standard teeth 52T \times 40T)

Interchangeable with SAKAE AX-5SD I.

Available with light alloy chainguard.

if requested. Model No. CG-111. or No. CG-550 L, S.

Chain Wheels

Model SI-5DRG AH SILSTAR-5DRG AH

Melt-forged high-strength light alloy cranks and mounted on five arm.

Cold Rolled 14S Super Duralumin chainrings. 5-pin detachable double or triple chainrings. Cotterless cranks. Square hold slope 2°. Interchangeable with all SAKAE APEX axle.

Crank : length 165mm(6½") 170mm(6¾")
175mm(7")

Thread BC $\frac{9}{16}$ ×20T or M14×P1.25

Chainring : size ½"× $\frac{3}{32}$ "(2mm)

Outer 48 to 54 teeth

Inner 36, 39, 40, 42 and 44 to 48 teeth

(standard teeth 52T×40T)

Interchangeable with SAKAE AX-5RG II

Weight : Crank set 610g(21.3 oz)

Available with light alloy chainguard.

if requested. Model No. CG-110.



SI-5DRGAH



SI-5DRGE

Model SI-5DRG E SILSTAR-5DRG E

Melt-forged high-strength light alloy cranks and mounted on five arm.

glossless C-P. Steel chainrings. 5-pin detachable double chainrings. Cotterless cranks. Square hold slope 2°. Interchangeable with all SAKAE APEX axle.

Crank : length 165mm(6½") 170mm(6¾")
175mm(7")

Thread BC $\frac{9}{16}$ ×20T or M14×P1.25

Chainring : size ½"× $\frac{3}{32}$ "(2mm)

Outer 48 to 54 teeth

Inner 36, 39, 40, 42 and 44 to 48 teeth

(standard teeth 52T×40T)

Interchangeable with VAKAE AX-5RG II

Weight : Crank set 870g(30.4 oz)

Available with chainguard.

if requested. Model No. CG-110, CG-550L, S.

SC BOTTOM BRACKET SET

Bracket Width	AXLE Number	Left	Center	Right
68	3P	42.5mm	52mm	45.5mm
"	3SS	"	"	48.0
"	3T	45.5	"	49.5
"	3U	"	"	51.0
70	5P	41.0	55	44.0
"	5SP	"	"	48.0
"	5SS	"	"	48.0
"	5T	45.5	"	49.5
"	5U	"	"	51.0



Square Slope : 2°

Weight : 365g(12.8 oz)

CUP THREAD	CODE
1.37×24T(BRITISH)	SC-BS
35×P1(FRENCH)	SC-FS
36×24T(ITALIAN)	SC-IS

Model **SI-5SD IIAH**
SILSTAR-5SD IIAH

Melt-forged high-strength light alloy cranks and Cold Rolled 14S Super Duralumin double chainwheels. 5-pin. Cotterless cranks. Square hold slope 2°. Interchangeable with all SAKAE APEX axle. Changeable only inner chainring.

Crank : length 152mm(6") 165mm(6½")
 170mm(6¾") 175mm(7")

Thread BC $\frac{9}{16}$ " \times 20T or M14 \times P1.25

Chainring : size $\frac{1}{2}$ " \times $\frac{3}{32}$ "(2mm)

Outer 48 to 54 teeth

Inner 36, 39, 40, 42 and 44 to 48 teeth

(standard teeth 52T \times 40T)

Interchangeable with SAKAE AX-5SD II

Weight : Crank set 585g(20.5 oz)

Available with light alloy chainguard.

if requested. Model No. CG-110.



SI-5SD IIAH

Model **SI-5SD IIE**
SILSTAR-5SD IIE

Melt-forged high-strength light alloy cranks and steel glossless C-P. Steel double chainwheels. 5-pin. Cotterless cranks. Square hold slope. In- 2° interchangeable with all SAKAE APEX axle. Changeable only inner chainring.

Crank : length 165mm(6") 165mm(6½")
 170mm(6¾") 175mm(7")

Thread BC $\frac{9}{16}$ " \times 20T or M14 \times P1.25

Chainring : size $\frac{1}{2}$ " \times $\frac{3}{32}$ "(2mm)

Outer 48 to 54 teeth

Inner 36, 39, 40, 42 and 44 to 48 teeth

(standrd teeth 52T \times 40T)

Interchangeable with SAKAE AX-5SD II, SI-5SD.

Weight : Crank set 860g(30.1 oz)

Available with chainguard.

if requested. Model No. CG-110, CG-550L, S.



SI-5SD IIE

Full length	Chain line SILSTAR
140.0mm	41.0mm
142.5	43.5
147.0	45.0
148.5	46.5
140.0	41.0
136.0	45.0
145.5	45.0
150.0	46.5
151.5	48.0



Chain Wheels

Model SI-S SILSTAR SINGLE

Melt-forged high-strength light alloy Cotterless cranks. Square hold slope 2°. Interchangeable with all SAKAE APEX axle.

Crank

Length	89mm(3½")	114mm(4½")
	127mm(5")	152mm(6")
	165mm(6½")	170mm(6¾")
	175mm(7")	

Height 28.5mm(1 1/8")

Thread BC 9/16"×20T or M14×P1.25

Chainring

Material 14S Super Duralumin or Steel.

Size 1/2"×3/32"(2mm) or 1/8"(3mm)

Teeth 28, 32, 33, 34, 36, 40, 42, 44, 46, 48, 50, 52, 54.

Weight

Crank set

(48T Steel 170mm)	640g(22.4 oz)
(36T Steel 127mm)	420g(14.7 oz)



SI 6 1/2" Single




SI 5"

Please specify following detail with your order.

Example

Model	Length	Thread	Teeth	Material
SI-5SD II AH	170	BC	52×40 ^{3/32}	AL(light alloy) CP(steel cr plating) UP(steel zinc plating)



GS-3 Double

GS-3 Single

SST-5

**Model GS-3
GRAND SILVER**

Melt-forged high-strength light alloy cranks and Cold Rolled 14S Super Duralumin chainwheel or steel glossless C-P.

Crank : length 152mm(6") 165mm(6½")
Height 26mm(1") 29mm(1⅛") and 32mm(1¼")

Thread BC $\frac{9}{16}$ " \times 20T or M14 \times P1.25

Chaining : size $\frac{1}{2}$ " \times $\frac{3}{32}$ "(2mm)

Single 28, 32, 33, 34, 36, 40, 42,
44, 48, 50, 52, 54 teeth.

Double

Outer 46 to 54 teeth

Inner 34, 35, 36, 39, 40 and 42
to 48 teeth

(standard teeth 52T \times 40T)

Weight : Crank set

(light alloy) 690g(24.2 oz)

(steel) 975g(34.1 oz)

Available with chainguard if requested.

Model No. CG-501,

**Model SST-5
SUPER STEEL-5**

Forged steel cotterless cranks and C-P steel chainwheels.

Crank length : 165mm(6½")

Chaining : size $\frac{1}{2}$ " \times $\frac{3}{32}$ " (2mm)

Outer 46 to 54 teeth

Inner 36, 39, 40, 42

and 44 to 48 teeth

Weight : Crank set(52T \times 40T) 1,240g(43.4 oz)

Available with chainguard if requested.

Model No. CG-550S.

Chain Guards

Model CG-101

Made of light alloy

Suitable for : ROYAL-5, APEX-5LA

TYPE	Diam	For teeth	Weight
50	217mm(8 $\frac{3}{8}$ ")	50 or 51	70g(2.5 oz)
52	225mm(8 $\frac{7}{8}$ ")	52 or 53	75g(2.6 oz)

Model CG-102

Made of light alloy.

Suitable for : APEX-3TG, SD, RG.

TYPE	Diam	For teeth	Weight
48	207mm(8 $\frac{1}{8}$ ")	48 or 49	53g(1.9 oz)
50	215mm(8 $\frac{1}{2}$ ")	50 or 51	54g(1.9 oz)
52	223mm(8 $\frac{3}{4}$ ")	52 or 53	56g(2.0 oz)

Model CG-110

Melt-forged stainless light alloy.

Suitable for : APEX-5RG 5SD, SILSTAR.

TYPE	Diam	For teeth	Weight
48	207mm(8 $\frac{1}{8}$ ")	48 or 49	60g(2.1 oz)
50	215mm(8 $\frac{1}{2}$ ")	50 or 51	65g(2.3 oz)
52	223mm(8 $\frac{3}{4}$ ")	52 or 53	70g(2.5 oz)

Model CG-111

Melt-forged stainless light alloy.

Polishing anodized finish.

Suitable for : APEX-5RG 5SD, SILSTAR.

TYPE	Diam	For teeth	Weight
48	207mm(8 $\frac{1}{8}$ ")	48 or 49	55g(1.9 oz)
50	215mm(8 $\frac{1}{2}$ ")	50 or 51	60g(2.1 oz)
52	223mm(8 $\frac{3}{4}$ ")	52 or 53	65g(2.3 oz)



CG-101



CG-110



CG-111

Model

CG-501L, CG-501S

L TYPE : Made of light alloy.

S TYPE : Made of steel.


Suitable for : SILSTAR

GRAND-SILVER

TYPE	Diam	For teeth	Weight	
			L	S
48	214mm(8 ⁷ / ₁₆)	48 or 49	55g(1.9 oz)	90g(3.2 oz)
52	225mm(8 ⁷ / ₈)	50 or 52	65g(2.3 oz)	105g(3.7 oz)
52B	241mm(9 ¹ / ₂)	52	—	130g(4.6 oz)



CG-501



CG-102



CG-550
TYPE 52



CG-550
TYPE 48

Model

CG-550L, CG-550S

L TYPE : Made of light alloy.

S TYPE : Made of steel.

Suitable for : APEX-5SD.

TYPE	Diam	For teeth	Weight	
			L	S
48	220mm(8 ⁵ / ₈)	48 or 50	58g(2.0 oz)	—
52	223mm(8 ³ / ₄)	52 or 53	50g(1.8 oz)	120g(4.2 oz)

Handle Bar Bends

Model WS WORLD CUSTOM

Made of light alloy.

Bar center 135mm(5 $\frac{5}{16}$ ") double tube.

Diam : 23.8mm($\frac{15}{16}$ ")

Reach : 96mm(3 $\frac{3}{16}$ ")

Model	Dropped	Width	Weight
WS-370	130mm(5 $\frac{1}{8}$ ")	370mm(14 $\frac{1}{2}$ ")	305g(10.7 oz)
WS-390	130mm(5 $\frac{1}{8}$ ")	390mm(15 $\frac{3}{8}$ ")	305g(10.7 oz)
WS-420	160mm(6 $\frac{1}{4}$ ")	420mm(16 $\frac{1}{2}$ ")	310g(10.9 oz)



WS

Model CTD CUSTOM DOUBLE TUBE

Made of light alloy.

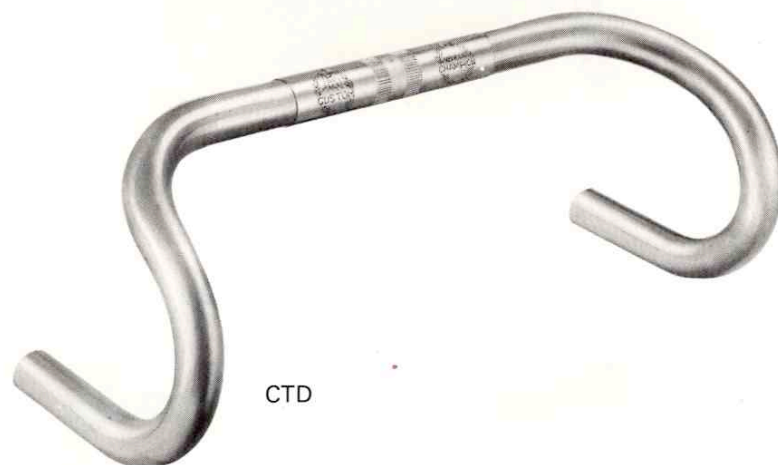
Bar center : 135mm(5 $\frac{5}{16}$ ") double tube.

Only center tube : anodized finish.

Diam : 23.8mm($\frac{15}{16}$ ")

Reach : 96mm(3 $\frac{3}{16}$ ")

Model	Dropped	Width	Weight
CTD-370L	130mm(5 $\frac{1}{8}$ ")	370mm(14 $\frac{1}{2}$ ")	305g(10.7 oz)
CTD-390L	130mm(5 $\frac{1}{8}$ ")	390mm(15 $\frac{3}{8}$ ")	305g(10.7 oz)
CTD-420L	160mm(6 $\frac{1}{4}$ ")	420mm(16 $\frac{1}{2}$ ")	310g(10.9 oz)



CTD

Model CT-L CUSTOM-L

Made of light alloy.

Bar center 135mm(5 $\frac{5}{16}$ ") bulge.

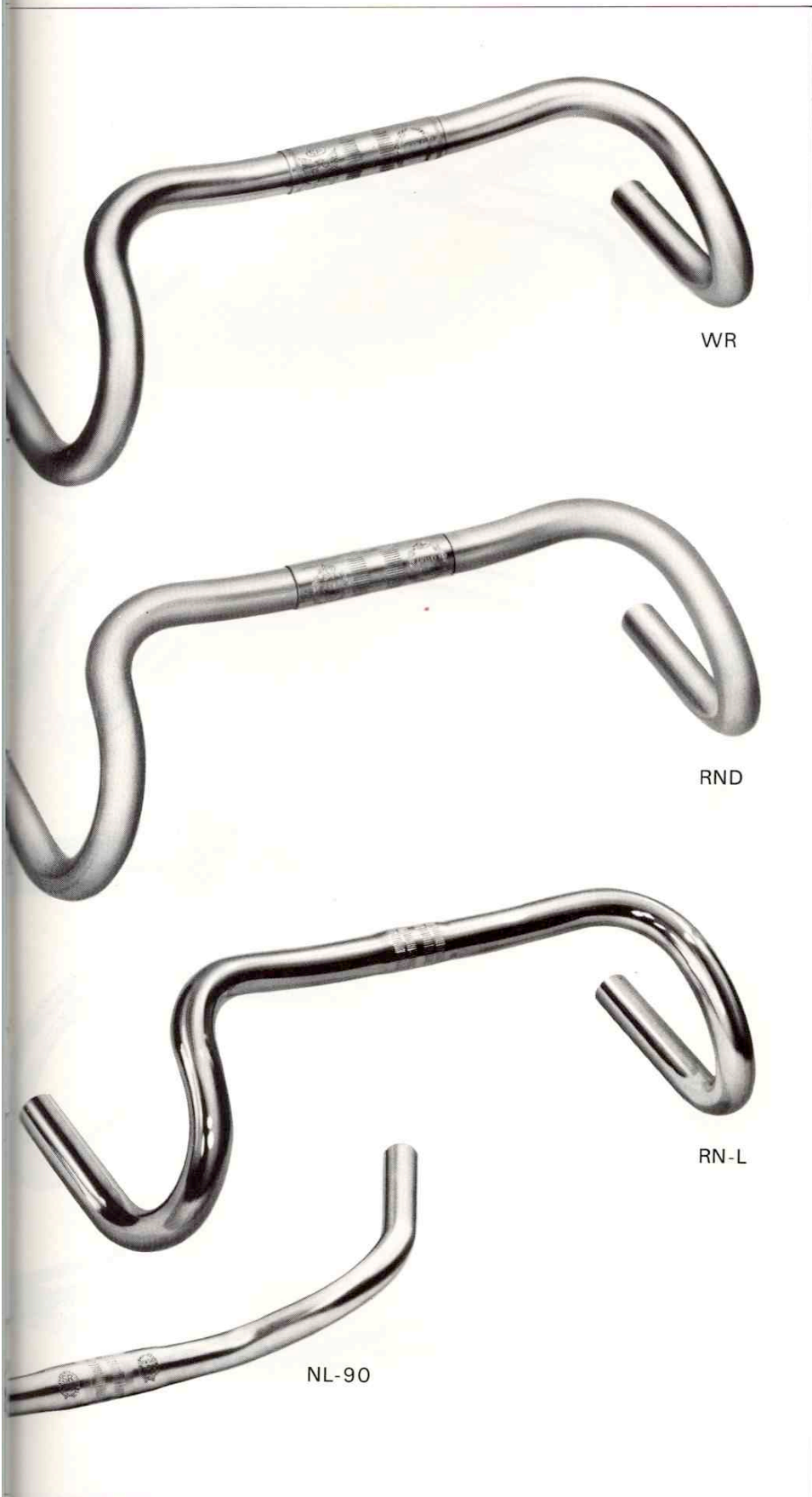
Diam : 23.8mm($\frac{15}{16}$ ")

Reach : 96mm(3 $\frac{3}{16}$ ")

Model	Dropped	Width	Weight
CT-370L	130mm(5 $\frac{1}{8}$ ")	370mm(14 $\frac{1}{2}$ ")	285g(10 oz)
CT-390L	130mm(5 $\frac{1}{8}$ ")	390mm(15 $\frac{3}{8}$ ")	285g(10 oz)
CT-420L	160mm(6 $\frac{1}{4}$ ")	420mm(16 $\frac{1}{2}$ ")	305g(10.7 oz)



CUSTOM-L



WR

RND

RN-L

NL-90

**Model WR
WORLD RANDONNEUR**

Made of light alloy.
 Bar center 95mm(3³/₄" double tube.
 Diam : 23.8mm(1⁵/₁₆"
 Dropped : 110mm(4³/₈"
 Width : 420mm(16¹/₂"
 Reach : 97mm(3¹³/₁₆"
 Weight : 305g(10.7 oz)

**Model RND
RANDONNEUR DOUBLE TUBE**

Made of light alloy.
 Bar center 95mm(3³/₄" double tube.
 Only center tube : anodized finish.
 Diam : 23.8mm(1⁵/₁₆"
 Dropped : 110mm(4³/₈"
 Width : 420mm(16¹/₂"
 Reach : 97mm(3¹³/₁₆"
 Weight : 305g(10.7 oz)

**Model RN-L
RANDONNEUR-L**

Made of light alloy.
 Bar center 32mm(1¹/₄" bulge.
 Diam : 23.8mm(1⁵/₁₆"
 Dropped : 112mm(4⁷/₁₆"
 Width : 420mm(16¹/₂"
 Reach : 97mm(3¹³/₁₆"
 Weight : 290g(10.2 oz)

**Model NL-90
NORTH-ROAD 90**

Made of light alloy.
 Bar center : 90mm(3¹/₂" bulge.
 Diam : 22.2mm(7⁷/₈"
 Raised : 63mm(2¹/₂"
 Width : 520mm(20¹/₂"
 Weight : 220g(7.7 oz)

Handle Bar Bends

Model CT-S CUSTOM-S

Made of steel.

Bar center 135mm(5 $\frac{5}{16}$ ") bulge.

Diam : 23.8mm($\frac{1}{2}$ ")

Reach : 96mm(3 $\frac{1}{8}$ ")

Model	Dropped	Width	Weight
CT-360S	135mm(5 $\frac{3}{8}$ ")	360mm(14 $\frac{1}{8}$ ")	615g(21.5 oz)
CT-390S	130mm(5 $\frac{1}{8}$ ")	390mm(15 $\frac{3}{8}$ ")	615g(21.5 oz)

Model SC SPECIAL

Made of steel.

Bar center 120mm(4 $\frac{3}{4}$ ") bulge.

Diam : 22.2mm($\frac{7}{8}$ ")

Dropped : 130mm(5 $\frac{1}{8}$ ")

Width : 390mm(15 $\frac{3}{8}$ ")

Reach : 96mm(3 $\frac{1}{8}$ ")

Weight : 530g(22.1 oz)

Model 7D $\frac{7}{8}$ DROP

Made of steel.

Bar center 32mm(1 $\frac{1}{4}$ ") bulge.

Diam : 22.2mm($\frac{7}{8}$ ")

Dropped : 130mm(5 $\frac{1}{8}$ ")

Width : 390mm(15 $\frac{3}{8}$ ")

Reach : 96mm(3 $\frac{1}{8}$ ")

Weight : 630g(22.1 oz)



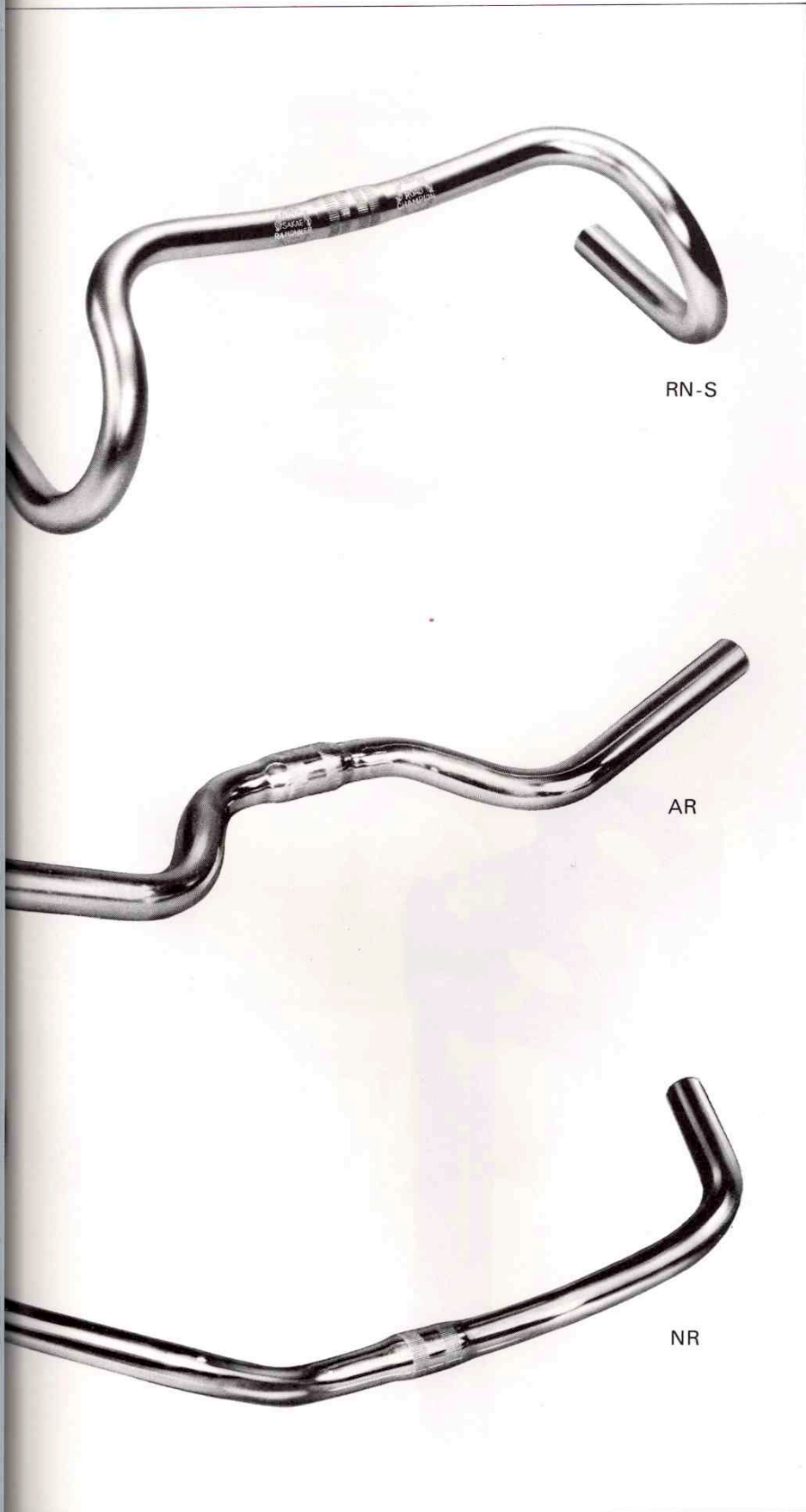
CT-S



SC



7D



RN-S

AR

NR

**Model RN-S
RANDONNEUR-S**

Made of steel.
 Bar center 32mm(1¼") bulge.
 Diam : 23.8mm(⅝")
 Dropped : 107mm(4¼")
 Width : 395mm(15½")
 Reach : 102mm(4")
 Weight : 680g(23.8 oz)

**Model AR-S AR-L
ALL-ROUNDER**

S type : Made of steel.
 L type : Made of light alloy.
 Bar center : 32mm(1¼") bulge.
 Diam : 22.2mm(⅞")
 Raised : 48mm(1⅞")
 Width : 508mm(20")
 Weight : S type 415g(26 oz)
 : L type 180g(6.3 oz)

**Model NR-S NR-L
NORTH-ROAD**

S type : Made of steel.
 L type : Made of light alloy.
 Bar center : 32mm(1¼") bulge.
 Diam : 22.2mm(⅞")
 Raised : 50mm(2")
 Width : 520mm(20½")
 Weight : S type 520g(18.2 oz)
 : L type 250g(8.8 oz)

Motocross Handles

Model **MB-CP (C-P)**

MB-B (Black coating)

MOTOCROSS BAR

Made of steel.

With reinforced bar.

Model MB-205: For MS-100

Model MB-204 : For MS-200

Diam : 22.2mm($\frac{7}{8}$ ")

Width : 550mm(22")

Raised : 200mm(8")

Weight : 900g(31.5 oz)



MB-204
MB-205

Model **MS-100CP (C-P)**

MS-100B (Black coating)

MS-200CP (C-P)

MS-200B (Black coating)


MOTOCROSS STEM

Made of forged steel, glossless finish.

MS-200 : Two Clamp type.

Diam : 0.833", 22.2mm

Model	Extension	Length	Weight
MS-100	50mm(2")	130mm($5\frac{1}{8}$ ")	440g(15.4 oz)
MS-200	40mm($1\frac{5}{8}$ ")	130mm($5\frac{1}{8}$ ")	660g(23.1 oz)



MS-100

MS-200


Handle Stems

Handle Stems

NEW ROYAL STEMS

Forged 14S Super Duralumin stem.
High-tension steel 6mm expander bolt and binder
bolt, soket 5mm hex.
Diam: 22.2mm
0.833", 0.865", 22.0mm to order.


Model	Extension	Length	Weight
NRY-130	130mm(5 $\frac{1}{8}$ ")	135mm(5 $\frac{3}{8}$ ")	310g(10.9 oz)
NRY-110	110mm(4 $\frac{3}{8}$ ")	135mm(5 $\frac{3}{8}$ ")	285g(10 oz)
NRY-90	90mm(3 $\frac{1}{2}$ ")	135mm(5 $\frac{3}{8}$ ")	260g(9.1 oz)
NRY-70	70mm(2 $\frac{3}{4}$ ")	135mm(5 $\frac{3}{8}$ ")	235g(8.2 oz)




NRY-130



NRY-110



NRY-90



NRY-70

Handle Stems

APEX STEMS

Forged 14S Super Duralumin stem.

Allen head expander bolt, and binder bolt. socket 6mm hex.

Extension 60mm to 140mm, in steps of 10mm.


Diam : 22.2mm($\frac{7}{8}$ ")

0.833", 0.865", 22.0mm to order.

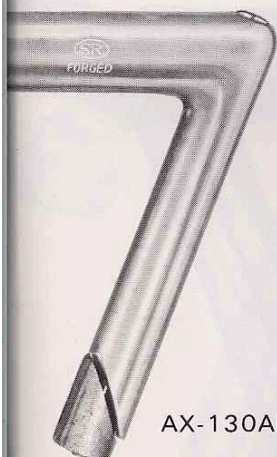
Model	Extension	Length	Weight
AX-140AH	140mm($5\frac{1}{2}$ ")	150mm($5\frac{7}{8}$ ")	400g(14 oz)
AX-130AH	130mm($5\frac{1}{8}$ ")	150mm($5\frac{7}{8}$ ")	380g(13.3 oz)
AX-120AH	120mm($5\frac{3}{4}$ ")	150mm($5\frac{7}{8}$ ")	360g(12.6 oz)
AX-110AH	110mm($4\frac{3}{8}$ ")	150mm($5\frac{7}{8}$ ")	350g(12.3 oz)
AX-100AH	100mm(4")	150mm($5\frac{7}{8}$ ")	340g(12.0 oz)
AX-90AH	90mm($3\frac{1}{2}$ ")	150mm($5\frac{7}{8}$ ")	330g(11.6 oz)
AX-80AH	80mm($3\frac{1}{8}$ ")	150mm($5\frac{7}{8}$ ")	320g(11.2 oz)
AX-70AH	70mm($2\frac{3}{4}$ ")	150mm($5\frac{7}{8}$ ")	310g(10.9 oz)
AX-60AH	60mm($2\frac{3}{8}$ ")	150mm($5\frac{7}{8}$ ")	300g(10.4 oz)
AX-60AH	60mm($2\frac{3}{8}$ ")	180mm($7\frac{1}{8}$ ")	330g(11.6 oz)



AX-140AH



AX-100AH




AX-130AH



AX-120AH



AX-110AH




AX-90AH



AX-80AH



AX-70AH



AX-60AH

Handle Stems

SR STEMS


Melt-forged high-strength stainless light alloy stem.

AH Type : Allen head expander bolt and binder bolt.


Soket 6mm hex.

Diam : 0.833", 0.865", 22.0, 22.2mm

Model	Extension	Length	Weight
SR-100AH	100mm(4")	150mm(5 ⁷ / ₈ ")	340g(11.9 oz)
SR-80AH	80mm(3 ¹ / ₂ ")	150mm(5 ⁷ / ₈ ")	310g(10.9 oz)
SR-80AH	80mm(3 ¹ / ₂ ")	180mm(7 ¹ / ₈ ")	340g(11.9 oz)
SR-60AH	60mm(2 ³ / ₈ ")	180mm(7 ¹ / ₈ ")	320g(11.2 oz)
SR-60AH	60mm(2 ³ / ₈ ")	230mm(9")	365g(12.8 oz)
SR-50AH	50mm(2")	180mm(7 ¹ / ₈ ")	305g(10.7 oz)
SR-80E	80mm(3 ¹ / ₂ ")	150mm(5 ⁷ / ₈ ")	310g(10.9 oz)
SR-60E	60mm(2 ³ / ₈ ")	180mm(7 ¹ / ₈ ")	320g(11.2 oz)
SR-50E	50mm(2")	180mm(7 ¹ / ₈ ")	305g(10.7 oz)




SR-100AH




SR-80E




SR-80AH



SR-60AH



SR-50AH



SR-50E

Handle Stems

Model JUN-50

JUN-50

Melt-forged high-strength stainless light alloy stem with expander wedge.

Extension : 50mm(2")

Length : 150mm(5 $\frac{7}{8}$ ") or 180mm(7")

Diam : 150mm length 0.833"

180mm length 22.0, 22.2mm

Weight : (150mm) 270g(9.5 oz)

(180mm) 310g(10.9 oz)

Model SS-30

SUPER STEEL

Made of steel expander cone type.

Extension : 30mm(1 $\frac{3}{8}$ ")

Length : 190mm(7 $\frac{1}{2}$ ") or 230mm(9")

Diam : 22.2mm

Weight : (190mm) 340g(11.9 oz)

(230mm) 400g(14.0 oz)

Model SW-50AH, SW-50E

SWAN-50AH, E

Melt-forged high-strength stainless light alloy stem.

AH Type : Allen head expander bolt and binder bolt.

E Type : hexagon head bolt.

Extension : 50mm(2")

Length : 210mm(8 $\frac{1}{4}$ ")

Diam : 22.2 or 22.0mm

Weight : 330g(11.6 oz)

Model SW-50×135

SW-50×135B (Black Anodized)

SWAN-50×135

Melt-forged stainless light alloy.

Special strong type.

Extension : 50mm(2")

Length : 135mm(5 $\frac{3}{8}$ ")

Diam : 0.833"

Weight : 280g(9.8 oz)



JUN-50




SS-30



SW50×135

SW50×135B

Special Tools



T-902



T-905



T-906



T-907



T-908



T-909



T-910

Model

T-902

Cotterless crank fixing and extractor.

Weight : 99g(3.47 oz)

Model

T-905

Chain wheel flat head screw wrench key.

Weight : 18g(0.63 oz)

Model

T-906

Chain wheel fastening nut spanner.

Weight : 10g(0.35 oz)

Model

T-907

Saddle spanner. 10mm

For RY-P1, CT-P1.

Weight : 42g(1.47 oz)

Model

T-908

Handle stem expander bolt wrench key.

For AX & SR stems.

Weight : 35g(1.23 oz)

Model

T-909

Saddle spanner 13mm and 14mm

For CT-P3

Weight : 56g(2 oz)

Model

T-910

Handle stem expander bolt wrench Key.

For NRY stem.

Weight : 18g(0.63 oz)

Seat Pillars

Model RY-P1 ROYAL-P1

Forged high-strength light alloy pillar, bracket, and supporter.

Saddle wire width : 45mm(1 $\frac{3}{4}$ ")

Pillar length : 195mm(7 $\frac{11}{16}$ ")

Diam : 25.8, 26.0, 26.2, 26.4, 26.6, 26.8,
27.0, 27.2mm

Weight : 310g(10.9 oz)

Model CT-P3 CUSTOM-P3

Melt-forged high-strength light alloy pillar, bracket and supporter.

Saddle wire width : 45mm(1 $\frac{3}{4}$ ")

Pillar length : 195mm(7 $\frac{11}{16}$ ")

Diam : 25.8, 26.0, 26.2, 26.4, 26.6, 26.8,
27.0mm

Weight : 295g(10.4 oz)

Model CT-P5 CUSTOM-P5

(SAKAE LAPRADE)

Melt-forged high-strength light alloy pillar, bracket and supporter.

Adjustment and fixing by a single bolt from below.

Saddle wire width : 43mm(1 $\frac{5}{16}$ ")

Pillar length : 190mm(7 $\frac{1}{2}$ ")

Diam : 25.8, 26.0, 26.2, 26.4, 26.6, 26.8,
27.0, 27.2mm

Weight : 270g(9.5 oz)






Model ASP
ALUMI SEAT POST

Melt-forged high-strength stainless light alloy post.
length : 180mm(7") or 235mm(9¼")
Diam : 25.8, 26.0, 26.2, 26.4, 26.6, 28.8,
27.0, 27.2mm


Model SSP
STAINLESS SEAT POST

Made of Stainless steel tube.

Model	Diametet	Length	Weight
SSP-2216	22.2mm(7/8")	165mm(6½")	86g(3 oz)
SSP-2218	22.2mm(7/8")	180mm(7")	94g(3.3 oz)
SSP-5424	25.4mm(1")	240mm(9½")	142g(5 oz)
SSP-5426	25.4mm(1")	260mm(10¼")	154g(5.4 oz)
SSP-5430	25.4mm(1")	300mm(11¾")	160g(5.6 oz)
SSP-5816	25.8mm(1¼")	160mm(6¼")	98g(3.4 oz)
SSP-5818	25.8mm(1¼")	180mm(7")	110g(3.9 oz)
SSP-5819	25.8mm(1¼")	190mm(7½")	116g(4.1 oz)
SSP-5822	25.8mm(1¼")	220mm(8⅝")	134g(4.7 oz)
SSP-5828	25.8mm(1¼")	280mm(11")	170g(6 oz)
SSP-6218	26.2mm(1½")	180mm(7")	109g(3.8 oz)
SSP-6220	26.2mm(1½")	200mm(7⅞")	121g(4.2 oz)
SSP-6223	26.2mm(1½")	230mm(9")	140g(4.9 oz)
SSP-6225	26.2mm(1½")	250mm(9⅞")	152g(5.3 oz)
SSP-8626	28.6mm(1⅛")	260mm(10¼")	170g(6 oz)
SSP-8628	28.6mm(1⅛")	280mm(11")	182g(6.4 oz)
SSP-8630	28.6mm(1⅛")	300mm(11¾")	193g(6.8 oz)



Small Parts



GENUINE PARTS

Plyester Bag with Header.

No.	Part Name	Q'ty
H-0101	Chainring for RY-5ESL	1
H-0102	Chainring for RY-5SL, AX-5LASL	1
H-0103	Chainring for RX-S5	1
H-0104	Chainring for RY-5, AX-5LA	1
H-0105	Chainring for SAX-5RG, AX-5RG II	1
H-0106	Chainring for SAX-5TG	1
H-0107	Chainring for SAX-3TG	1
H-0108	Chainring for AX-5MASL	1
H-0109	Chainring for AX-5MA	1
H-0110	Chainring for AX-3FA	1
H-0100	Chain Guard	1

No.	Part Name	Q'ty
H-0301	Chainring Fastening screw Titanium set for Double Type	5
H-0302	Chainring Fastening screw set for Double Type	5
H-0303	Chainring Fastening screw set for Triple Type	5
H-0311	Chainring Fastening screw set for hex head Spacer 4.0H	5
H-0312	Chainring Fastening screw set for hex head Spacer 4.5H	5
H-0313	Chainring Fastening screw set for hex head Spacer 5.0H	5
H-0314	Chainring Fastening screw set for hex head Spacer 5.5H	5
H-0351	Chainguard fixing bolt for CG-110, CG-111	5
H-0401	Expand-bolt Titanium set for NRY-ESL	1
H-0402	Expand-bolt for NRY-SL, NRY	5
H-0403	Expand-bolt set AH Type for AX, 165mm(6½") length	5

No.	Part Name	Q'ty
H-0404	Expand-bolt set AH Type for AX, 195mm(7¾") length	5
H-0405	Expand-bolt set AH Type for SR, 165mm(6½") length	5
H-0406	Expand-bolt set AH Type for SR 195mm(7¾") length	5
H-0407	Expand-bolt set E Type 165mm(6½") length	5
H-0409	Expand-bolt set E Type 195mm(7¾") length	5
H-0501	Binder-bolt Titanium for NRY-ESL	1
H-0502	Binder-bolt for NRY-SL, NRY	10
H-0503	Binder-bolt for AX, SR, AH Type	10
H-0504	Binder-bolt for SR, E Type	10
H-0601	Seat Pillar Fixing bolt Titanium set for RY-P1ESL	2
H-0602	Seat Pillar Fixing bolt set for RY-P1, RY-P1SL	2



CRANK SETS A BOX

(Without Chainring)


Please with your order MODEL number, crank length axle number, and with or without tool sets.



SAKAE BICYCLE PARTS PACKAGE S BOX



Sakae Bicycle Parts List





SAKAE RINGYO CO.,LTD.

Head office : 2-16 Aoi, Adachi-ku, Tokyo, Japan
Phone 03-889-3401

Mitsukaido Plant : 1831 Otsukatomachi, Mitsukaido,
Ibaragi, Japan

Kokinu Plant : Kokinu, Yawaharamura, Tsukubagun,
Ibaragi, Japan

Shimane Plant : 5-13 Chuohoncho, Adachi-ku,
Tokyo, Japan